

RIDEAU VALLEY CONSERVATION AUTHORITY WATERSHED BRIEFS

March 2015

A newsletter for municipal councillors

2015 Board of Directors

Andy Jozefowicz *Athens*

Dale McLenaghan *Augusta*

Sharon Mousseau *Beckwith*

Victor Heese *Central Frontenac*

No appointment *Clarence-Rockland*

Ray Scissons *Drummond/North Elmsley*

Lyle Pederson *Elizabethtown-Kitley*

Anne Barr *Merrickville-Wolford*

Vince Carroll *Montague*

Gerry Boyce *North Dundas*

TBD *North Grenville*

Erin Greco *Ottawa*

Ed Hand *Ottawa*

Pieter Leenhouts *Ottawa*

Scott Moffatt *Ottawa*

Ralph Pentland *Ottawa*

Tom Scott *Ottawa*

Judy Brown *Perth*

Jeff Banks *Rideau Lakes*

Joe Gallipeau *Smiths Falls*

Pat Barr *South Frontenac*

Brian Campbell *Tay Valley*

Gerald Schwinghamer *Westport*

RVCA Welcomes 2015 Board of Directors

The RVCA's Annual General Meeting was held on February 26 and 11 new members were welcomed to the Authority's 22 member Board — one from each of the 16 rural municipalities (Clarence-Rockland declines representation) and six representatives from the City of Ottawa. Elizabethtown-Kitley appointee Lyle Pederson was elected as Chair and Ed Hand, an Ottawa citizen representative, returns as Vice-Chair. The RVCA Executive Committee, which is a sub-committee that oversees hearings relating to RVCA development applications is made up of Lyle Pederson, Ed Hand, Andy Jozefowicz, Ray Scissons and Sharon Mousseau (sommer.casgrain-robertson@rvca.ca).

The Board started the meeting by recognizing past Chair, Ken Graham (Smiths Falls) for his countless years of service. Mr. Graham joined the Board in 2004 and served as Vice-Chair of the Authority from 2007 to 2011 and Chair from 2012 to 2014. Special thanks was also given to former Board member Jim Anderton (Merrickville-Wolford) who was also in attendance.

Budget Approval

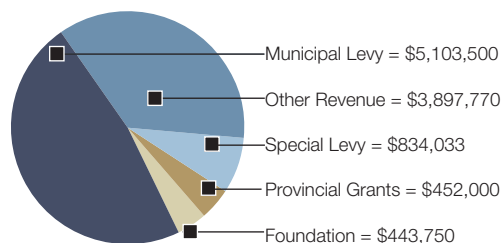
The RVCA's Board of Directors approved the 2015 budget of \$10.7 million. Levy request is \$5.1 million which is an increase of 3.2 percent from the 2014 budget. The City of Ottawa pays almost 91 percent of the levy leaving the 17 remaining municipalities to share the outstanding levy based on assessment apportionment. The Current Value Assessment (modified) figures for 2015 are provided by the Province of Ontario. The table on page two shows the Current Value Assessment (CVA), the apportionment percentage and the actual dollar value of levy for each municipality over the past two years.

Municipal levy is less than 48 percent of the RVCA budget with other funds coming from the province, special project levies and other sources including permits, user fees and fundraising efforts. For full details on the 2015 budget, download the *RVCA 2015 Budget and Work Plan* available at www.rvca.ca (sommer.casgrain-robertson@rvca.ca).

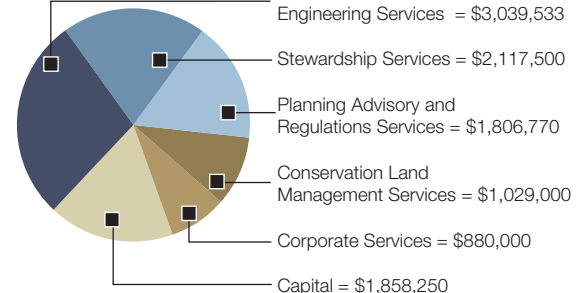
Levy Rates Over the Years (\$/100,000 assessment)

Year	Rate
2015	\$5.21
2014	\$5.11
2013	\$6.17
2012	\$6.08
2011	\$5.86
2010	\$5.75
2009	\$6.75

Revenue



Expenses





Upcoming Board of Director's Meetings —


Thursday, March 26, 2015
7:00 p.m. at the RVCA
Conservation Centre
in Manotick


RVCA 2015 General Levies — Based on CVA (modified)


Rideau Valley Conservation Authority — 2015 Proposed Municipal Levy								
RVCA Member Municipality	Percentage in Watershed	Current Value Assessment (modified) in Watershed		Levy Portion Based on CVA (modified)			Municipal Levy	
		For 2014	For 2015	For 2014	For 2015	For 2014	For 2015	Difference
Athens	4	\$12,152,345	\$12,193,170	0.0126	0.0124	\$1,200.00	\$1,250.00	\$50.00
North Dundas	1	\$12,996,994	\$13,177,365	0.0134	0.0134	\$1,200.00	\$1,250.00	\$50.00
Clarence-Rockland	3	\$81,402,908	\$82,843,706	0.0841	0.0845	\$4,158.45	\$4,313.71	\$155.26
Westport	100	\$107,794,895	\$108,208,825	0.1114	0.1104	\$5,506.68	\$5,634.48	\$127.80
Augusta	19	152,540,994	\$154,278,441	0.1577	0.1574	\$7,792.52	\$8,033.34	\$240.82
Central Frontenac	22	\$191,557,209	\$193,259,922	0.1980	0.1972	\$9,785.65	\$10,063.13	\$277.48
Montague	100	\$346,057,739	\$351,438,434	0.3577	0.3587	\$17,678.27	\$18,299.55	\$621.28
Merrickville-Wolford	100	\$352,667,557	\$360,332,521	0.3645	0.3677	\$18,015.93	\$18,762.67	\$746.74
South Frontenac	13	\$396,269,257	\$401,768,785	0.4096	0.4100	\$20,243.32	\$20,920.27	\$676.95
Beckwith	64	\$633,308,287	\$646,411,673	0.6546	0.6597	\$32,352.39	\$33,658.93	\$1,306.54
Elizabethtown - Kitley	61	\$669,256,421	\$669,859,846	0.6917	0.6836	\$34,188.80	\$34,879.88	\$691.08
Drummond/ North Elmsley	70	\$705,697,583	\$720,032,306	0.7294	0.7348	\$36,050.38	\$37,492.38	\$1,442.00
Tay Valley	65	\$782,345,636	\$788,267,259	0.8086	0.8044	\$39,965.93	\$41,045.41	\$1,079.48
Perth	100	\$858,889,126	\$860,774,330	0.8878	0.8784	\$43,876.13	\$44,820.88	\$944.75
Smiths Falls	100	\$860,908,290	\$880,528,420	0.8898	0.8986	\$43,979.28	\$45,849.48	\$1,870.20
Rideau Lakes	51	\$1,094,513,350	\$1,101,893,062	1.1313	1.1245	\$55,912.94	\$57,376.03	\$1,463.09
North Grenville	67	\$1,485,329,584	\$1,534,523,879	1.5352	1.5660	\$75,877.69	\$79,903.30	\$4,025.61
Ottawa	46	\$88,005,046,095	\$89,109,068,231	90.9625	90.9380	\$4,495,715.64	\$4,639,946.56	\$144,230.92
TOTALS:		\$96,748,734,270	\$97,988,860,174	100	100	\$4,943,500	\$5,103,500	\$160,000
							Levy Increase:	3.2%


 Box 599
3889 Rideau Valley Dr.
Manotick ON
K4M 1A5


 613 692 3571
800 267 3504

 613 692 0831

 postmaster@rvca.ca

 www.rvca.ca

 www.facebook.com

 www.twitter.com

